

NEHODS NEWSLETTER



NEHODS - Northern England Haemato-Oncology Diagnostic Service

Spring/Summer 2025

IBMS Team of the Year 2025

NEHODS have made it onto this year's Institute of Biomedical Science Awards 2025 shortlist for Team of the Year.

The awards ceremony is taking place on Friday 4th July in London.



New Haematopathology codes compilation

We are in the process of reviewing all of the diagnostic codes pertaining to haematopathology within the LIMS and HaemoSys. The codes are visible at the top of the HaemoSys report when the case is published. With two classifications to deal with (ICC and WHO HAEMv5) it is a large job to ensure we have encompassed everything so we are able to collect accurate data on the diseases we are diagnosing.

NEHODS Website

The brand-new Newcastle upon Tyne Hospitals laboratory website, is now live and can be accessed here:

<https://laboratories.newcastle-hospitals.nhs.uk/services/nehods/>

NHS
The Newcastle upon Tyne Hospitals
NHS Foundation Trust

Menu

[Home](#) > [Laboratory services](#) > Northern England Haemato-Oncology Diagnostic Service (NEHODS)

Northern England Haemato-Oncology Diagnostic Service (NEHODS)

The Northern England Haemato-Oncology Diagnostic Service (NEHODS) brings together expertise in flow cytometry, cytogenetics, molecular genetics and immunophenotyping to provide a multi-disciplinary haematological malignancies diagnostic service.

About NEHODS

Diagnosing haematological malignancies can be a complex process. The WHO classification of haematological malignancy lists over 150 different types of cancers affecting the haematological system. For this reason, consultant haematologists and histopathologists use a variety of laboratory techniques to ensure patients are diagnosed and monitored appropriately. Integrating these

In this section

[Testing and Techniques](#)

[Requesting and Resulting](#)

Contacts

Website: [Northern England Haemato-Oncology Diagnostic Service \(NEHODS\) - Newcastle Hospitals Laboratories](https://laboratories.newcastle-hospitals.nhs.uk/services/nehods/)

NEHODS Clinical Lead

Dr Andrew McGregor, Consultant Haematologist
akmcgregor@nhs.net 0191 28 25078

NEHODS Operational Manager

Chris Kettle
c.kettle@nhs.net 0191 91 77446

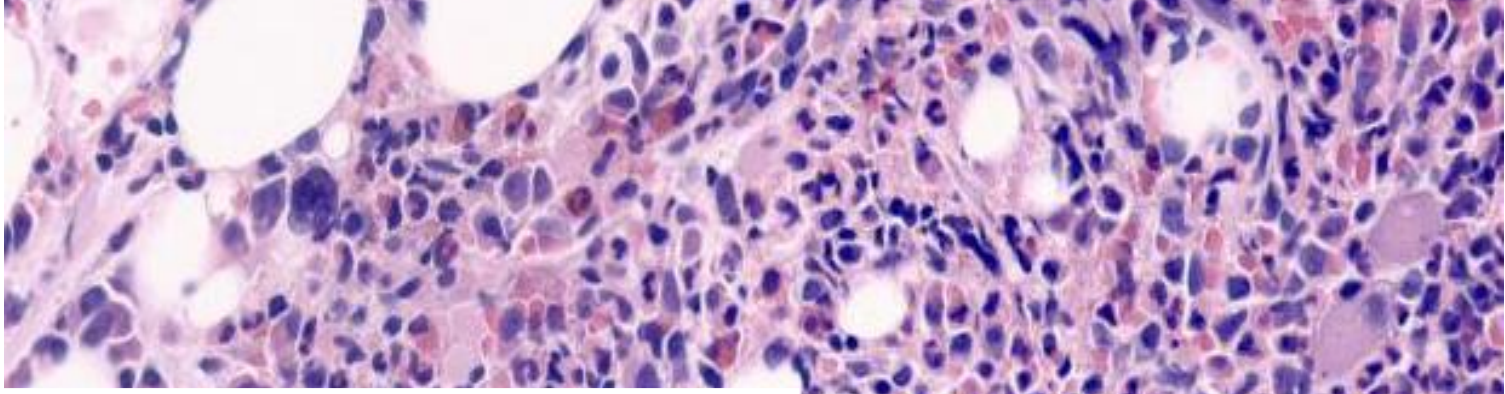
Flow Cytometry

Helen Watson, Head of Flow Cytometry
helen.watson9@nhs.net 0191 28 25078

Genetics

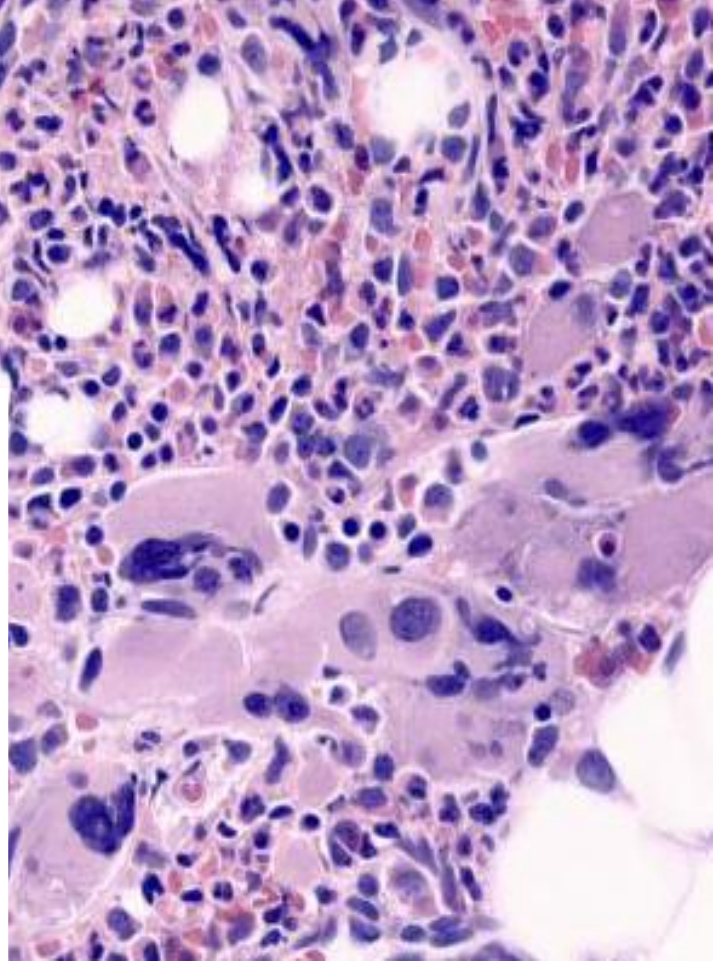
Gavin Cuthbert, Newcastle Genetics, Lead Cancer Scientist
gavin.cuthbert@nhs.net

You should be able to find all of the information you need to access our services. If not contact us →



NGS – ALL, Lymphoid


In light of the increasing interest and importance of testing for small somatic variants in acute lymphoblastic leukaemia we are pleased to announce that we will be introducing a next generation sequencing panel for all patients with ALL. This will be in addition to the current strategy of FISH and SNP array. RNA fusion panel will continue to be performed in selected cases where required. The first results will be appearing this week will be similar to current myeloid NGS reports.



Bionano Project Update

The Bionano Stratys instrument has been successfully set up in Newcastle Genetics this week. The Saphyr is a high throughput Optical Genome Mapping (OGM) device which promises to be able to streamline Cytogenetic testing and improve reporting times. In the next few weeks we will be starting the Newcastle Hospitals Charity funded AML OGM project to test this novel approach against existing FISH and karyotyping in real time for AML samples across the NEHODS region. Beth and Grace from the Genetics team are to be trained in the new technique and we hope to have our first results in the next few weeks. Updates on this important project will follow.

And here is the instrument in all its glory.



Save the Date

Our next NHRG meeting will be held on:
20th November 2025
at The Mining Institute in Newcastle
(the same venue as last year)



Lyrics in Flow

Validation of our new BD FACS Lyric flow cytometer is almost complete.



It's a bit slicker than our current system and with the option of up to 12 colours we have some new and improved panels in the pipeline.

The second machine is being installed and the third will come later this year, giving us further capacity and resilience.

Here's Emily and the Lyric in action →



NEHODS SpR

Thanks to the help of Annette as TPD we were able to introduce a NEHODS rotation onto the training programme. So far Laith, Tom, Tarek, Kamran and Zeeshan have spent time with us in NEHODS. There is an induction programme encompassing cellular pathology, genetics and flow cytometry. Most of the time will be spent reporting flow cytometry and trephine biopsies within the main NEHODS lab sitting alongside flow and genetics scientists so they are fully immersed within the diagnostic process. They will also attend the red cell clinic to gain dedicated regular haemoglobinopathy experience. So far the feedback has been positive.

← Here is Laith performing some flow cytometry (with expert supervision!).